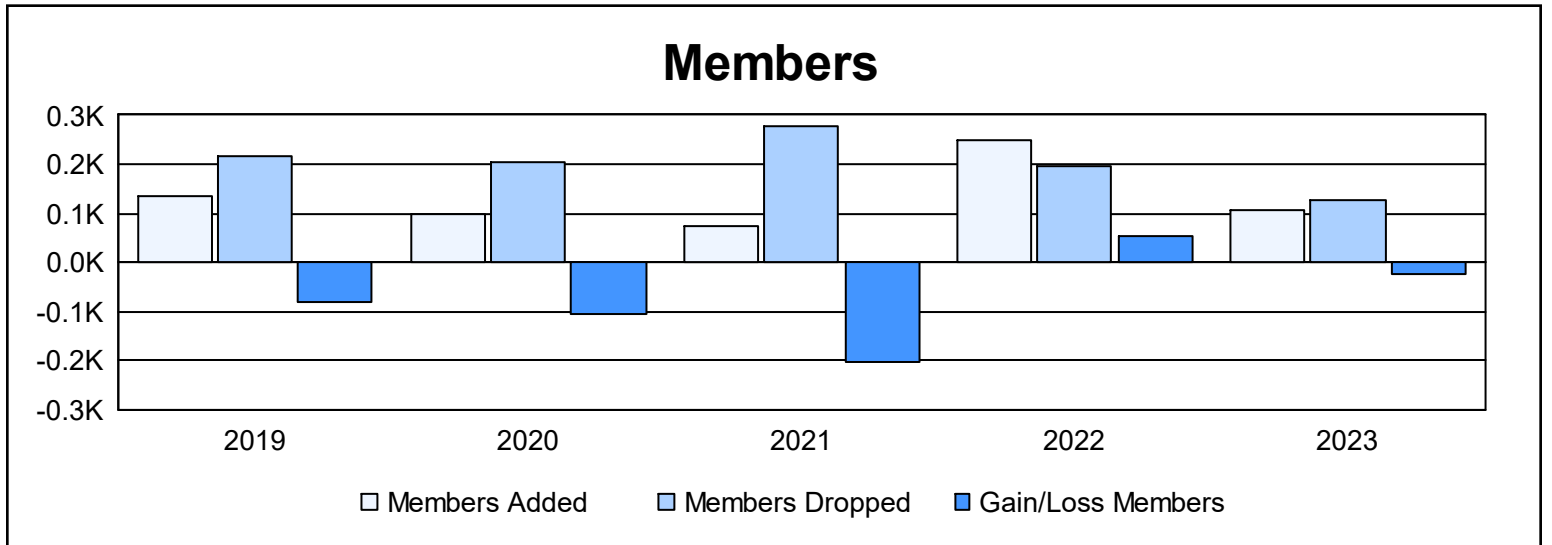
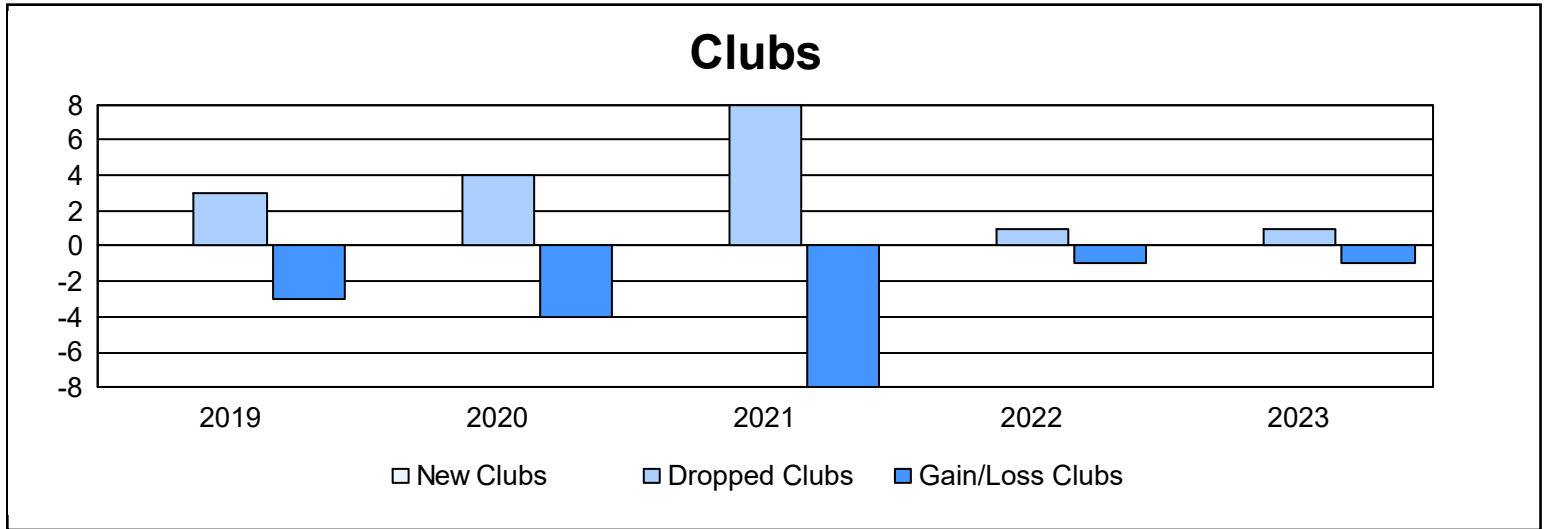
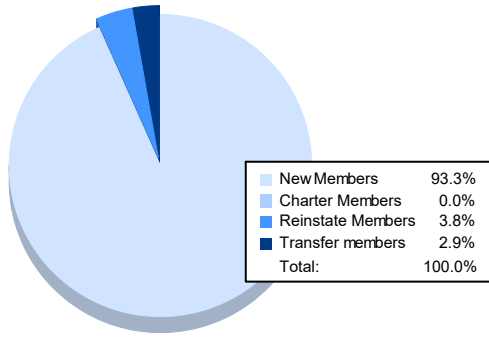


| Year           | New Clubs | Dropped Clubs | Gain/ Loss Clubs | New Members | Charter Members | Reinstate Members | Transfer Members | Total Member Added | Total Members Dropped | Gain/ Loss Members |
|----------------|-----------|---------------|------------------|-------------|-----------------|-------------------|------------------|--------------------|-----------------------|--------------------|
| 2018-2019      | 0         | 3             | -3               | 117         | 1               | 8                 | 9                | 135                | 215                   | -80                |
| 2019-2020      | 0         | 4             | -4               | 93          | 0               | 2                 | 3                | 98                 | 204                   | -106               |
| 2020-2021      | 0         | 8             | -8               | 65          | 0               | 4                 | 4                | 73                 | 276                   | -203               |
| 2021-2022      | 0         | 1             | -1               | 146         | 2               | 98                | 3                | 249                | 194                   | 55                 |
| 2022-2023      | 0         | 1             | -1               | 98          | 0               | 4                 | 3                | 105                | 128                   | -23                |
| <b>Average</b> | <b>0</b>  | <b>3</b>      | <b>-3</b>        | <b>104</b>  | <b>1</b>        | <b>23</b>         | <b>4</b>         | <b>132</b>         | <b>203</b>            | <b>-71</b>         |



### Membership Composition June 2023 Cumulative



### Gender Composition June 2023 Cumulative

